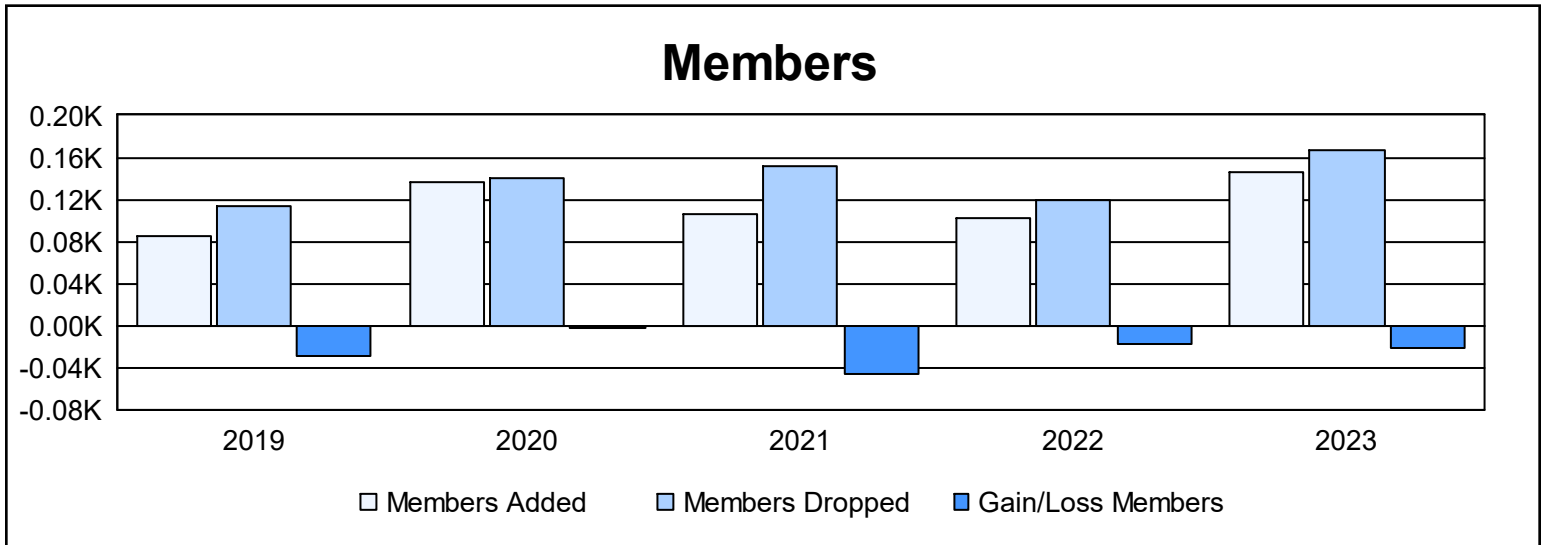
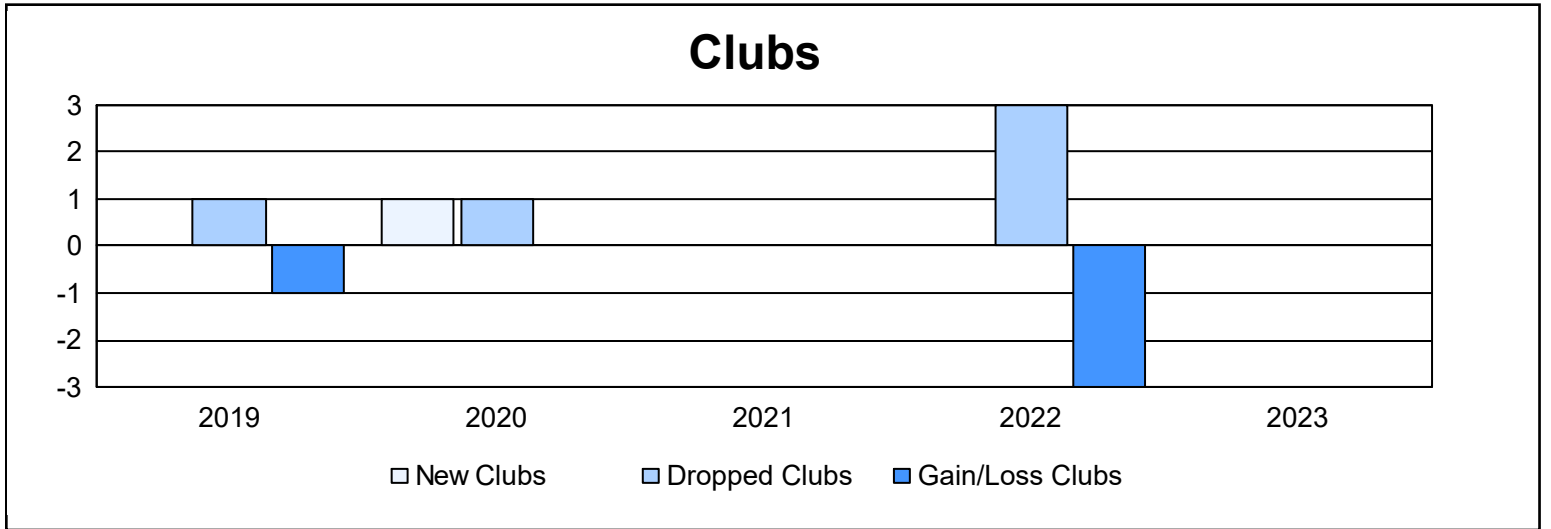
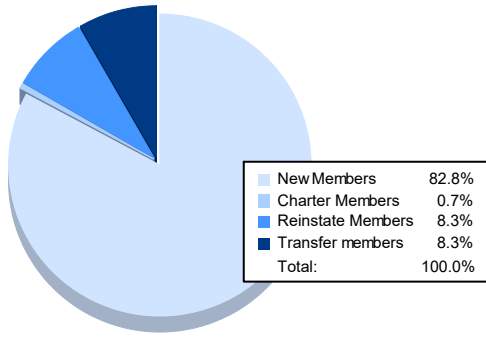


| Year | New Clubs | Dropped Clubs | Gain/Loss Clubs | New Members | Charter Members | Reinstate Members | Transfer Members | Total Member Added | Total Members Dropped | Gain/Loss Members |
|----------------|-----------|---------------|-----------------|-------------|-----------------|-------------------|------------------|--------------------|-----------------------|-------------------|
| 2018-2019 | 0 | 1 | -1 | 74 | 1 | 7 | 3 | 85 | 114 | -29 |
| 2019-2020 | 1 | 1 | 0 | 111 | 22 | 1 | 3 | 137 | 140 | -3 |
| 2020-2021 | 0 | 0 | 0 | 98 | 1 | 5 | 2 | 106 | 152 | -46 |
| 2021-2022 | 0 | 3 | -3 | 92 | 0 | 1 | 10 | 103 | 120 | -17 |
| 2022-2023 | 0 | 0 | 0 | 120 | 1 | 12 | 12 | 145 | 166 | -21 |
| Average | 0 | 1 | -1 | 99 | 5 | 5 | 6 | 115 | 138 | -23 |



Membership Composition June 2023 Cumulative



Gender Composition June 2023 Cumulative

